



2026 Burnie Show

Friday 2nd & Saturday 3rd October 2026


Cottage Crafts & Cooking Schedule

Enter online: agriplex.com.au

Entries Close:

Postal entries: Friday 25th September 2026

Online & email entries: Saturday 26th September 2026

 Follow us on Facebook: Burnie Show Cottage Crafts

All information is correct at the time of publishing but may be subject to change.

The Burnie Agricultural and Pastoral Society
wish to thank the following sponsors of the
Cottage Crafts and Cooking section of the Burnie Show 2026



A Division of
Burnie Agricultural & Pastoral Society
Limited by Guarantee
ABN 23 009 481 798

Our Mission

Celebrating Creativity and Inspiring Future Generations

We are dedicated to celebrating the creativity of our community through a variety of arts and crafts. Our mission is to showcase the artistic talents of individuals of all ages and abilities, inspiring both you and future generations to embrace their creative potential.

Cottage Crafts Committee

A huge thank you to all our members who volunteer their time and effort to organise the Cottage Crafts & Cooking event every year.

Members: Lynnelle Miller, Carol Jackson, Tamsin Adams, Holly Smith, Karen Radford, Shayne Sayer, Lynne Kershaw.

Please let us know if you would like to join our committee. Many hands make light work.

For enquiries, please contact:

- Email: burniecottagecraft@gmail.com
- Facebook: Burnie Show Cottage Crafts
- Phone: 0428 996 798 (Lynnelle Miller)

Schedule Guidelines

Thank you for your interest and participation in the Cottage Craft & Cooking section. We look forward to receiving your entries.

PLEASE READ THE SCHEDULE CAREFULLY

NOTE TO ALL EXHIBITORS	<ul style="list-style-type: none">• Exhibitors enter articles at their own risk. No responsibility is taken by the Burnie Agricultural & Pastoral Society and Cottage Crafts Committee for lost or damaged items.• All reasonable care is taken by the Cottage Crafts Committee in the display of items.• Consider the size of articles and practicality of display. We may not be able to display all items, if space is limited. Preference will be given to prize winners.• All committee members, stewards and judges are volunteers. We appreciate your patience during our busiest times.
DEFINITIONS	<ul style="list-style-type: none">• People with Additional Needs refers to:<ul style="list-style-type: none">○ Exhibitors with a physical and/or intellectual disability.○ Exhibitors with a registered visual impairment.• Junior refers to:<ul style="list-style-type: none">○ Exhibitors 17 years of age and under.• Senior Citizens refers to:<ul style="list-style-type: none">○ Exhibitors 65 years of age and over.
ENTRY FORMS	<ul style="list-style-type: none">• Entry forms must be received by:<ul style="list-style-type: none">○ Friday 25th September 2026 – for postal entries○ Saturday 26th September 2026 – for online and email entries• Submit entry forms:<ul style="list-style-type: none">○ Online: agriplex.com.au○ Email: burniecottagecraft@gmail.com○ Postal: Burnie Agricultural & Pastoral Society Inc. Cottage Crafts & Cooking Secretary 329 Ridgley Highway, Romaine, TAS 7320
EXHIBIT TICKETS	<ul style="list-style-type: none">• Exhibit tickets must be completed and attached to exhibits BEFORE delivery. Use one ticket per entry. (See last page for exhibit ticket form).
ENTRY FEES & PAYMENT	<ul style="list-style-type: none">• \$2 per entry in Adult Classes (18yrs and over).• \$1 per entry in Classes for Senior Citizens & People with Additional Needs.• \$1 per entry in Junior Classes. <i>*If Juniors enter an Adult Class, the Adult Class fee will apply.</i>• Payment for online entries will be processed through the online entry form.• Payment for other entries can be enclosed with the form OR paid by direct deposit to:<ul style="list-style-type: none">○ Account Name: BAPS○ BSB: 037013○ Account number: 231851○ Use entrants full name as the reference, so we can track your payment.

CONDITIONS	<ul style="list-style-type: none"> • Entries must include an entry form and payment of entry fees. • All work must be the bona fide work of one exhibitor (excludes Class 8, Quilt - machine quilted, which can be quilted professionally by another). • Articles are to be no older than 3 years old. • Articles must be un-used and not washed or worn. • Any identifying marks must be covered (E.g. name labels). • Exhibitors may enter more than one article in a Class, but a single article can only be entered into one Class. • The committee reserves the right to re-classify articles into another class, if required. • Exhibit tickets must be firmly attached to the article BEFORE delivery. • If an article has won 1st prize at a previous Burnie Show, it may not be entered again. • Exhibitors must be a resident of Tasmania. • Classes with less than 3 exhibits may be removed the next year. • Classes with large numbers of exhibits may be split. 		
DELIVERY OF EXHIBITS	<ul style="list-style-type: none"> • Deliver Exhibits to: <ul style="list-style-type: none"> ◦ The Cottage Crafts & Cooking Shed, 329 Ridgley Highway, Romaine, TAS 7320. • Exhibits that are not delivered on time will not be judged. • Take your bags/packaging with you or they may be disposed of. • Stewards will be available to receive your articles but cannot assist with lifting or carrying large and heavy items. • Exhibits must be delivered within the designated times below: 		
	<p style="text-align: center;">Sunday 27th September 10am to 12pm</p> <ul style="list-style-type: none"> • Craft classes (1-54) • Junior craft classes (93-98) • Photography classes (55-65 & 99-103) 	<p style="text-align: center;">Wednesday 30th September 10am to 12pm</p> <ul style="list-style-type: none"> • Craft classes (1-54) • Photography classes (55-65 & 99-103) 	<p style="text-align: center;">Thursday 1st October 8am to 9.30am</p> <ul style="list-style-type: none"> • Craft classes (1-54) • Cooking classes (66-92)
JUDGING	<ul style="list-style-type: none"> • Exhibits which do not comply with the entry conditions will not be judged. • Judges reserve the right to withhold prizes if the exhibit is not up to a standard. The judge's decision is final. • Judging will take place on: 		
	<p style="text-align: center;">Wednesday 30th September</p> <ul style="list-style-type: none"> • Junior craft classes (93-98) • Photography classes (55-65 & 99-103) 	<p style="text-align: center;">Thursday 1st October</p> <ul style="list-style-type: none"> • Craft classes (1-54) • Cooking classes (66-92) 	
PERISHABLES	<ul style="list-style-type: none"> • Articles may be removed from the display if showing signs of deterioration. 		
COLLECTION OF EXHIBITS	<ul style="list-style-type: none"> • Exhibits must be collected from the Cottage Crafts & Cooking Shed by: <ul style="list-style-type: none"> ◦ Saturday 3rd October, 5pm to 5.30pm ◦ OR Sunday 4th October, 10am to 12pm • Present your entry form to collect your exhibit. • Select on the entry form if you will collect your cooking entry <u>OR</u> if you would prefer the entry to be disposed of. • Any items not collected by Sunday 4th October will be disposed of. 		
PRIZES	<ul style="list-style-type: none"> • 1st prize is \$10, 2nd prize is \$5, or an equivalent voucher depending on sponsorship. The committee reserves the right to substitute prizes. • Prizes are available for collection when collecting your exhibits. 		

Schedule

SECTION 1 – 2026 Cottage Crafts Creative Challenge (this section is judged by Cottage Crafts Committee)

Christmas Craft item must be a suitable size to be displayed. Attention paid to: Creativity, technique and design.

*****Follow the Burnie Cottage Craft Facebook page for ideas*****

Class 1 Christmas Craft – primary age students and under (mark child's age on Exhibit Ticket)

Class 2 Christmas Craft – open to all ages

SECTION 2 - Sewing

Attention paid to: Seams, hems, fastenings, general finish, neatness and cleanliness. Machining: must be uniform. Well placed and functional zippers, plackets, overlaps in width, evenly stitched, neatened both ends. Buttonholes: evenly spaced, neat, durable and suitable to garment type. Necklines/armholes: seam allowance trimmed to 6mm/¼" overlocking and binding where necessary, fullness evenly distributed, grain correct. Finish of sleeves and hems, buttoning to the correct side. Degree of difficulty will be considered.

Class 3 Apron (any style)

Class 4 Bag, purse or wallet

Class 5 Toy (in any fabric)

Class 6 Item of clothing

Class 7 Any other article of sewing not otherwise scheduled (in plain or stretch fabric, including all sewn items featuring hand embroidery and/or smocking)

SECTION 3 – Patchwork & Quilting

Attention paid to: Neatness and cleanliness, no loose threads, well pressed with good shape and proportion, inconspicuous joins. Threads should match fabric colour. Fabric should be similar and even weight. Grain of fabric should be running in the same direction. Degree of difficulty will be considered when being judged.

Class 8 Quilt – machine quilted (must state on the exhibit ticket if self-quilted OR professionally long armed quilted)

Class 9 Any article of machine embroidery

Class 10 Wall hanging (any style)

Class 11 Any other article of patchwork / applique or quilting not otherwise scheduled

SECTION 4 – Crochet

Attention paid to: Appropriate yarn needs to be used to show stitch definition (E.g. not feather yarn). Hook size used is appropriate for yarn weight, with consistent tension. Neat joins/seams (not bulky). Ends are woven in well. Garment must be of good shape and proportion.

Class 12 Baby or infant garment (e.g. booties, bonnets, singlets, layettes etc)

Class 13 Child or adult garment

Class 14 Blanket or rug (any size)

Class 15 Toy or amigurumi

Class 16 Any other article of crochet not otherwise scheduled

SECTION 5 – Hand Knitting

Attention paid to: Appropriate yarn needs to be used to show stitch definition (E.g. not feather yarn). Needle size used is appropriate for yarn weight, with consistent tension. Neat joins/seams (not bulky). Elasticity in casting on/off. Ends are woven in well. Garment must be of good shape and proportion. No items made on knitting machines.

- Class 17 Baby or infant garment (e.g. booties, bonnets, singlets, layettes etc)
- Class 18 Child or adult garment
- Class 19 Blanket or rug (any size)
- Class 20 Toy
- Class 21 Any other article of knitting not otherwise scheduled

SECTION 6 – Hand Embroidery

Attention paid to: Appearance must be neat and clean. Stitches are uniform with consistent tension. No knots or long threads carried from place to place. Pattern outline covered by stitches. Design placed on fabric evenly. Item may be framed or unframed.

- Class 22 Article of cross stitch
- Class 23 Any other article of hand embroidery not otherwise scheduled

SECTION 7 – Assorted Crafts (all must be a displayable size to fit on a shelf)

Attention paid to: Design, creativity, finish, and degree of difficulty.

- Class 24 Tea Cosy (in knitting, crochet, or sewn)
 - Does not need to be lined. Must be displayed on own teapot.
- Class 25 Any article in macrame
 - Attention paid to: Neatness and finishing. Knots should be firm and evenly placed.
- Class 26 Hand spun skein, any weight. Natural dyed or commercial dyed
 - Attention paid to: Appearance, colour and technique. Evenness of twist, fibre, and ply throughout. Free from discoloration and vegetable matter.
- Class 27 Any article made from handmade yarn
- Class 28 Any article of weaving using any type of fibre
- Class 29 Any drawing or painting
 - No larger than A3 size. Any medium. May be framed or unframed.
- Class 30 Any article in woodwork
 - Attention paid to: Sound construction. Well-proportioned article. Joints neat and correct. Article suitable for intended use E.g. toys have no sharp edges. Moving parts should move freely.
- Class 31 Any article in metal work
 - Attention paid to: Sound construction. Well-proportioned article. Joints neat and correct. Article suitable for intended use E.g. toys have no sharp edges. Moving parts should move freely.
- Class 32 Any 3D Printed item
- Class 33 Any Laser Craft item
 - E.g. cut or engraved from wood, metal or acrylic
- Class 34 Any item made from a digital cutting machine
 - E.g. Cricut, Brother ScanNCut, Siser etc.
- Class 35 Any resin poured item
 - Attention paid to: Style, design, creativity, and finish.
- Class 36 Any item made from Modelling Clay
- Class 37 Any other article of craftwork not otherwise scheduled
 - Must be a displayable size that can sit on a shelf. Please consider practicality of display.

SECTION 8 – Economy Craft – something new from something used

Attention paid to: At least 90% recycled and 10% new. Any technique can be used to create your entry. The recycled item(s) must be identified on the exhibit ticket.

- Class 38 Article made from recycled textiles (sewing, knitting, macrame, papercraft etc.)
- Class 39 Article made from recycled wood
- Class 40 Article made from recycled metal
- Class 41 Article made from recycled plastic

SECTION 9 – Paper Crafts

Attention paid to: Creativity, design, technique, and degree of difficulty. Only one single card per entry (no sets). A C6 envelope is 114 x 162mm.

- Class 42 Scrapbooking page (must be displayed in a clear plastic sleeve)
- Class 43 Card – Christmas (must fit into a C6 envelope)
- Class 44 Card – birthday (must fit into a C6 envelope)
- Class 45 Card – other (must fit into a C6 envelope)
- Class 46 Card – featuring punch or die cut designs (any size)
- Class 47 Card – dimensional / funfold (any size)
- Class 48 Any other article in paper craft not otherwise scheduled

SECTION 10 – Senior Citizens (65 years and over)

- Class 49 Any article in knitting or crochet (refer to tips in section 4)
- Class 50 Any handmade card (any size) (refer to tips in section 9)
- Class 51 Any article in sewing (refer to tips in section 2)
- Class 52 Any article in craftwork not otherwise scheduled (must be a displayable size that can sit on a shelf. Please consider practicality of display).

SECTION 11 – Exhibitors with Additional Needs

- Class 53 Any article in paper craft, including cards (any size) (refer to tips in section 9)
- Class 54 Any article in craftwork (must be a displayable size that can sit on a shelf. Please consider practicality of display).

SECTION 12 – Photography

Attention paid to: Photographs to be no larger than 6” x 8” (15 x 20cm) and must be printed on photo paper. All photographs must be mounted on A4 black card (but not framed) and be mounted with double sided tape (no glue or Blu-Tack to be used). The black card may be stapled to a display board for exhibition purposes and therefore the card will be damaged. No digital enhancements permitted (editing, filters, A.I. etc).

- Class 55 Night sky
- Class 56 Waterfalls
- Class 57 Seascape
- Class 58 Landscape
- Class 59 Nature
- Class 60 Floral
- Class 61 Animal
- Class 62 Macro of any subject
- Class 63 Portrait / Family
- Class 64 Any black & white or sepia
- Class 65 Any subject not otherwise scheduled

SECTION 13 – Cooking

All cooking must be presented on a disposable white plate of appropriate size. Cooking must be at least 12 hours old. No packet or cake mixes allowed. Attention paid to: Biscuits/slices/scones should be uniform in size and shape. Icing should be smooth. Items cooked all the way through (judges will sample from the centre of the cake).

*Exhibit tickets will be attached to the plate at time of delivery.

- Class 66 Decorated cake (round or square tin)
- Class 67 Homemade White Bread
- Class 68 Homemade Wholemeal / grain Bread
- Class 69 Sourdough Bread
- Class 70 Fruit or date loaf
- Class 71 Muffins (4) – any variety
- Class 72 Scones (4) – any variety
- Class 73 Shortbread (4)
- Class 74 Chocolate chip biscuits (4)
- Class 75 ANZAC biscuits (4)
- Class 76 Slice (4 pieces) – any variety
- Class 77 Vegetable Cake – icing allowed (E.g. Carrot, Pumpkin, Beetroot etc. Recipe must be attached to exhibit.)
- Class 78 Single Fruit Cake – icing allowed (E.g. Banana, Apple etc. Not to be a mixed fruit cake. Recipe must be attached to exhibit.)
- Class 79 Sponge Cake – icing allowed – any variety (unfilled)
- Class 80 Simplicity Chocolate Cake (must use recipe below)
- Class 81 Rich fruit cake (\$20 prize kindly donated by Hillcrest Newsagency)

Class 80 - Simplicity Chocolate Cake Recipe:

Ingredients: 3 tablespoons butter, ½ cup milk, 1 cup self-raising flour, 2 tablespoons cocoa, ½ teaspoon vanilla essence, 1 cup sugar, 2 eggs.

Method: Place all ingredients, except the butter, into a bowl. Pour in melted butter and beat with electric beater on high for 3 minutes. Pour mixture into a prepared round tin and bake at 180°C until a skewer inserted into the centre comes out clean (approximately 50mins). Ice with chocolate glaze icing.

Chocolate Glaze Icing: 1 cup icing sugar, 2 tablespoons cocoa, 1 teaspoon soft butter, 1 tablespoon milk. Sift sugar and cocoa. Add butter and milk. Beat well.

SECTION 14 – Preserves

Attention paid to: Jars should be clean and neatly labelled with the type of product and date when cooked. Jars should be fully sealed, filled to the top with no more than 5mm headspace. Jam should be well set but not stiff and look freshly made. Colour should be bright and flavour should be typical of fruit used, with fruit evenly distributed. Jelly should be clear and hold its shape when turned out. Relish vegetable/fruit pieces should retain shape and colour with consistency neither too thick, nor too thin. Sauce should be smooth in texture with a flowing consistency, not watery or separating out.

- Class 82 Marmalade
- Class 83 Any jam made from berries
- Class 84 Any jam not otherwise scheduled
- Class 85 Any jelly (i.e. strained fruit)
- Class 86 Tomato relish
- Class 87 Any relish not otherwise scheduled
- Class 88 Sauce of any variety (no ready-made sauce to be used E.g. Ezy-sauce)

SECTION 15 – Junior Cooking

Refer to tips in section 13.

- Class 89 Year 7-12 – Biscuits – single, not iced (2)
- Class 90 Year 7-12 – Decorated cupcake (1)
- Class 91 Year 3-6 – Biscuits – single, not iced (2)
- Class 92 Year 3-6 – Decorated cupcake (1)

SECTION 16 – Junior Artwork

Attention paid to: Artwork can be painting or drawing, any medium, no larger than A3 size, can be mounted on coloured card. Craftwork must be a displayable size that can sit on a shelf (please consider practicality of display).

- Class 93 Year 7-12 - Artwork
- Class 94 Year 3-6 - Artwork
- Class 95 Year 2 and under - Artwork
- Class 96 Year 7-12 – Any article of craftwork
- Class 97 Year 3-6 – Any article of craftwork
- Class 98 Year 2 and under – Any article of craftwork





SECTION 17 – Junior Photography

Attention paid to: Photographs to be no larger than 6” x 8” (15 x 20cm) and must be printed on photo paper. All photographs must be mounted on A4 black card (but not framed) and be mounted with double sided tape (no glue or Blu-Tack to be used). The black card may be stapled to a display board for exhibition purposes and therefore the card will be damaged. No digital enhancements permitted (editing, filters, A.I. etc).

- Class 99 Animal
- Class 100 Portrait
- Class 101 Landscape or seascape
- Class 102 Any black & white or sepia
- Class 103 Any subject not otherwise scheduled

Exhibit Tickets

- Please complete one ticket per entry and attach firmly to each exhibit BEFORE delivery. Name will be folded under at the time of delivery to de-identify the exhibit prior to judging. Judges will not write comments for all exhibits.
- Description – Describe the exhibit (especially if entering more than one article) including any information that may be useful for judging. E.g. if self-quilted, self-designed/no pattern used, the recycled material(s) used etc.

 Schedule Class Number: Description: Judges' comments: <hr/> Exhibitor Name:	Schedule Class Number: Description: Judges' comments: <hr/> Exhibitor Name:
 Schedule Class Number: Description: Judges' comments: <hr/> Exhibitor Name:	Schedule Class Number: Description: Judges' comments: <hr/> Exhibitor Name:
 Schedule Class Number: Description: Judges' comments: <hr/> Exhibitor Name:	Schedule Class Number: Description: Judges' comments: <hr/> Exhibitor Name:
 Schedule Class Number: Description: Judges' comments: <hr/> Exhibitor Name:	Schedule Class Number: Description: Judges' comments: <hr/> Exhibitor Name: 