



# 2025 Burnie Show

Friday 3rd & Saturday 4th October 2025

## Cottage Crafts & Cooking Schedule

**Enter online:** [agriplex.com.au](http://agriplex.com.au)

### **Entries Close:**

Postal entries: Friday 26<sup>th</sup> September 2025

Online & email entries: Saturday 27<sup>th</sup> September 2025



Follow us on Facebook: Burnie Show Cottage Crafts

All information is correct at the time of publishing but may be subject to change.

The Burnie Agricultural and Pastoral Society  
wish to thank the following sponsors of the  
Cottage Crafts and Cooking section of the Burnie Show 2025

All White	Mary's Lingerie
Boland's Pharmacy	Mind Games
Burnie Newsagency	My Jewellers
Campbell's Betta Electrical	Nice Creams
Cape View Nursery	Oceania Dental
Casey Hiscutt MLC	P & G Clarke – Shangri La Hereford
Carol & Neville Jackson	So Silver So Gold
Communion Brewing Co	Tasmanian Scale Company
Delish Fine Foods	Tamsininamania
Fish on the Edge	Teeny Brumby – Mayor
Fosters Music Centre	The Deck and The Cape Accommodation
Giovanna Simpson - Deputy Mayor	The Foreshore
Harris Café	Upper Burnie Newsagency
Hillcrest Newsagency	Upper Burnie Pharmacy
Holly Hobby Tas	Westella Funerals
Ian Wild & Associates	West Park Grove IGA
Indigo House	Wilkinsons TerryWhite Chemmart
Leading Edge Electronics Burnie	Youngs Vege Shed
Maggies Cards & Gifts	



# Our Mission

## Celebrating Creativity and Inspiring Future Generations

We are dedicated to celebrating the creativity of our community through a variety of arts and crafts. Our mission is to showcase the artistic talents of individuals of all ages and abilities, inspiring both you and future generations to embrace their creative potential.

## Cottage Crafts Committee

A huge thank you to all of our members who volunteer their time and effort to organise the Cottage Crafts & Cooking event every year.

Members: Lynnelle Miller, Carol Jackson, Tamsin Adams, Holly Smith, Karen Radford, Shayne Sayer, Lynne Kershaw, Colleen Pettingill.

Please let us know if you would like to join our committee. Many hands make light work.

For enquiries, please contact:

- Email: [burniecottagecraft@gmail.com](mailto:burniecottagecraft@gmail.com)
- Facebook: Burnie Show Cottage Crafts
- Phone: 0428 996 798 (Lynnelle Miller)

# Schedule Guidelines

Thank you for your interest and participation in the Cottage Craft & Cooking section. We look forward to receiving your entries.

PLEASE READ THE SCHEDULE CAREFULLY

<b>NOTE TO ALL EXHIBITORS</b>	<ul style="list-style-type: none"><li>• Exhibitors enter articles at their own risk. No responsibility is taken by the Burnie Agricultural &amp; Pastoral Society and Cottage Crafts Committee for lost or damaged items.</li><li>• All reasonable care is taken by the Cottage Crafts Committee in the display of items.</li><li>• Consider the size of articles and practicality of display. We may not be able to display all items, if space is limited. Preference will be given to prize winners.</li><li>• All committee members, stewards and judges are volunteers. We appreciate your patience during our busiest times.</li></ul>
<b>DEFINITIONS</b>	<ul style="list-style-type: none"><li>• People with Additional Needs refers to:<ul style="list-style-type: none"><li>◦ Exhibitors with a physical and/or intellectual disability.</li><li>◦ Exhibitors with a registered visual impairment.</li></ul></li><li>• Junior refers to:<ul style="list-style-type: none"><li>◦ Exhibitors 17 years of age and under.</li></ul></li><li>• Senior Citizens refers to:<ul style="list-style-type: none"><li>◦ Exhibitors 65 years of age and over.</li></ul></li></ul>
<b>ENTRY FORMS</b>	<ul style="list-style-type: none"><li>• Entry forms must be received by:<ul style="list-style-type: none"><li>◦ Friday 26<sup>th</sup> September 2025 – for postal entries</li><li>◦ Saturday 27<sup>th</sup> September 2025 – for online and email entries</li></ul></li><li>• Submit entry forms:<ul style="list-style-type: none"><li>◦ Online: <a href="http://agriplex.com.au">agriplex.com.au</a></li><li>◦ Email: <a href="mailto:burniecottagecraft@gmail.com">burniecottagecraft@gmail.com</a></li><li>◦ Postal: Burnie Agricultural &amp; Pastoral Society Inc. Cottage Crafts &amp; Cooking Secretary PO Box 1055, Burnie, TAS 7320</li></ul></li></ul>
<b>EXHIBIT TICKETS</b>	<ul style="list-style-type: none"><li>• Exhibit tickets must be completed and attached to exhibits BEFORE delivery. Use one ticket per entry. (See last page for exhibit ticket form).</li></ul>
<b>ENTRY FEES &amp; PAYMENT</b>	<ul style="list-style-type: none"><li>• \$2 per entry in Adult Classes (18yrs and over).</li><li>• \$1 per entry in Classes for Senior Citizens &amp; People with Additional Needs.</li><li>• \$1 per entry in Junior Classes. <i>*If Juniors enter an Adult Class, the Adult Class fee will apply.</i></li><li>• Payment for online entries will be processed through the online entry form.</li><li>• Payment for other entries can be enclosed with the form OR paid by direct deposit to:<ul style="list-style-type: none"><li>◦ Account Name: BAPS</li><li>◦ BSB: 037013</li><li>◦ Account number: 231851</li><li>◦ Use your full name as the reference, so we can track your payment.</li></ul></li></ul>

CONDITIONS	<ul style="list-style-type: none"><li>• Entries must include an entry form and payment of entry fees.</li><li>• All work must be the bona fide work of one exhibitor (excludes Class 8, Quilt - machine quilted, which can be quilted professionally by another).</li><li>• Articles are to be no older than 3 years old.</li><li>• Articles must be un-used, and not washed or worn.</li><li>• Any identifying marks must be covered (E.g. name labels).</li><li>• Exhibitors may enter more than one article in a Class, but a single article can only be entered into one Class.</li><li>• The committee reserves the right to re-classify articles into another class, if required.</li><li>• Exhibit tickets must be firmly attached to the article BEFORE delivery.</li><li>• If an article has won 1<sup>st</sup> prize at a previous Burnie Show, it may not be entered again.</li><li>• Exhibitors must be a resident of Tasmania.</li><li>• Classes with less than 3 exhibits may be removed the next year.</li><li>• Classes with large numbers of exhibits may be split.</li></ul>		
DELIVERY OF EXHIBITS	<ul style="list-style-type: none"><li>• Deliver Exhibits to:<ul style="list-style-type: none"><li>◦ The Cottage Crafts &amp; Cooking Shed, 329 Ridgley Highway, Romaine, TAS 7320.</li></ul></li><li>• Exhibits that are not delivered on time will not be judged.</li><li>• Take your bags/packaging with you or they may be disposed of.</li><li>• Stewards will be available to receive your articles, but cannot assist with lifting or carrying large and heavy items.</li><li>• Exhibits must be delivered within the designated times below:</li></ul>		
	<b>Sunday 28th September 10am to 12pm</b> <ul style="list-style-type: none"><li>• Craft classes (1-52)</li><li>• Junior craft classes (88-93)</li><li>• Photography classes (53-62 &amp; 94-98)</li></ul>	<b>Wednesday 1<sup>st</sup> October 10am to 12pm</b> <ul style="list-style-type: none"><li>• Craft classes (1-52)</li><li>• Photography classes (53-62 &amp; 94-98)</li></ul>	<b>Thursday 2<sup>nd</sup> October 8am to 9.30am</b> <ul style="list-style-type: none"><li>• Craft classes (1-52)</li><li>• Cooking classes (63-87)</li></ul>
JUDGING	<ul style="list-style-type: none"><li>• Exhibits which do not comply with the entry conditions will not be judged.</li><li>• Judges reserve the right to withhold prizes if the exhibit is not up to a standard. The judge's decision is final.</li><li>• Judging will take place on:</li></ul>		
	<b>Wednesday 1<sup>st</sup> October</b> <ul style="list-style-type: none"><li>• Junior craft classes (88-93)</li><li>• Photography classes (53-62 &amp; 94-98)</li></ul>	<b>Thursday 2<sup>nd</sup> October</b> <ul style="list-style-type: none"><li>• Craft classes (1-52)</li><li>• Cooking classes (63-87)</li></ul>	
PERISHABLES	<ul style="list-style-type: none"><li>• Articles may be removed from the display if showing signs of deterioration.</li></ul>		
COLLECTION OF EXHIBITS	<ul style="list-style-type: none"><li>• Exhibits must be collected from the Cottage Crafts &amp; Cooking Shed by:<ul style="list-style-type: none"><li>◦ Saturday 4<sup>th</sup> October, 5pm to 5.30pm</li><li>◦ OR Sunday 5<sup>th</sup> October, 10am to 12pm</li></ul></li><li>• Present your entry form to collect your exhibit.</li><li>• Select on the entry form if you will collect your cooking entry <u>OR</u> if you would prefer the entry to be disposed of.</li><li>• Any items not collected by Sunday 5<sup>th</sup> October will be disposed of.</li></ul>		
PRIZES	<ul style="list-style-type: none"><li>• 1<sup>st</sup> prize is \$10, 2<sup>nd</sup> prize is \$5, or an equivalent voucher depending on sponsorship. The committee reserves the right to substitute prizes.</li><li>• Prizes are available for collection when collecting your exhibits.</li></ul>		

# Schedule

## **SECTION 1 – 2025 Cottage Crafts Creative Challenge (this section is judged by Cottage Crafts Committee)**

Rocks must be a suitable size to be carried in one hand. Attention paid to: Creativity, technique and design.

- Class 1      Painted Rock – primary age students and under (mark child's age on the bottom of the rock)
- Class 2      Painted Rock – open to all ages

## **SECTION 2 - Sewing**

Attention paid to: Seams, hems, fastenings, general finish, neatness and cleanliness. Machining: must be uniform. Well placed and functional zippers, plackets, overlaps in width, evenly stitched, neatened both ends. Buttonholes: evenly spaced, neat, durable and suitable to garment type. Necklines/armholes: seam allowance trimmed to 6mm/¼" overlocking and binding where necessary, fullness evenly distributed, grain correct. Finish of sleeves and hems, buttoning to the correct side. Degree of difficulty will be taken into account.

- Class 3      Apron (any style)
- Class 4      Bag, purse or wallet
- Class 5      Toy (in any fabric)
- Class 6      Dressed doll (clothes sewn)
- Class 7      Any other article of sewing not otherwise scheduled (in plain or stretch fabric, including all sewn items featuring hand embroidery and/or smocking)

## **SECTION 3 – Patchwork & Quilting**

Attention paid to: Neatness and cleanliness, no loose threads, well pressed with good shape and proportion, inconspicuous joins. Threads should match fabric colour. Fabric should be similar and even weight. Grain of fabric should be running in the same direction. Degree of difficulty will be taken into account when being judged.

- Class 8      Quilt – machine quilted (must state on the entry form if self-quilted OR professionally quilted)
- Class 9      Quilt – hand quilted only
- Class 10     Wall hanging (any style)
- Class 11     Any other article of patchwork and/or quilting not otherwise scheduled

## **SECTION 4 – Crochet**

Attention paid to: Appropriate yarn needs to be used to show stitch definition (E.g. not feather yarn). Hook size used is appropriate for yarn weight, with consistent tension. Neat joins/seams (not bulky). Ends are woven in well. Garment must be of good shape and proportion. Garments must not be washed, worn or used. Only one single item per entry (no sets).

- Class 12     Baby or infant garment (flat seams must be used, no open or lacy patterns, small flat buttons, no press studs, no ribbons)
- Class 13     Child or adult garment
- Class 14     Blanket or rug (any size)
- Class 15     Toy or amigurumi
- Class 16     Any other article of crochet not otherwise scheduled

## **SECTION 5 – Hand Knitting**

Attention paid to: Appropriate yarn needs to be used to show stitch definition (E.g. not feather yarn). Needle size used is appropriate for yarn weight, with consistent tension. Neat joins/seams (not bulky). Elasticity in casting on/off. Ends are woven in well. Garment must be of good shape and proportion. Garments must not be washed, worn or used. No items made on knitting machines. Only one single item per entry (no sets).

- Class 17     Baby or infant garment (flat seams must be used, no open or lacy patterns, small flat buttons, no press studs, no ribbons)
- Class 18     Child or adult garment
- Class 19     Blanket or rug (any size)
- Class 20     Toy
- Class 21     Any other article of knitting not otherwise scheduled

## **SECTION 6 – Hand Embroidery**

Attention paid to: Appearance must be neat and clean. Stitches are uniform with consistent tension. No knots or long threads carried from place to place. Pattern outline covered by stitches. Design placed on fabric evenly. Item may be framed or unframed.

- Class 22     Article of cross stitch
- Class 23     Any other article of hand embroidery not otherwise scheduled

## **SECTION 7 – Assorted Crafts (all must be a displayable size to fit on a shelf)**

Attention paid to: Design, creativity, finish, and degree of difficulty.

- Class 24     Tea Cosy (in knitting, crochet, or sewn)
  - Does not need to be lined. Must be displayed on own teapot.
- Class 25     Any article in macrame
  - Attention paid to: Neatness and finishing. Knots should be firm and evenly placed.
- Class 26     Hand spun skein (medium spun, natural or dyed)
  - Attention paid to: Appearance, colour and technique. Evenness of twist, fibre, and ply throughout. Free from discoloration and vegetable matter.
- Class 27     Any drawing or painting
  - No larger than A3 size. Any medium. May be framed or unframed.
- Class 28     Any article in woodwork
  - Attention paid to: Sound construction. Well-proportioned article. Joints neat and correct. Article suitable for intended use E.g. toys have no sharp edges. Moving parts should move freely.
- Class 29     Any article in metal work
  - Attention paid to: Sound construction. Well-proportioned article. Joints neat and correct. Article suitable for intended use E.g. toys have no sharp edges. Moving parts should move freely.
- Class 30     Any resin poured item
  - Attention paid to: Style, design, creativity, and finish.
- Class 31     Any other article of craftwork not otherwise scheduled
  - Must be a displayable size that can sit on a shelf. Please consider practicality of display.

## **SECTION 8 – Economy Craft – something new from something used**

Attention paid to: At least 90% recycled and 10% new. Any technique can be used to create your entry. The recycled item(s) must be identified on the exhibit ticket.

- Class 32 Article made from recycled textiles (sewing, knitting, macrame, papercraft etc.)
- Class 33 Article made from recycled wood
- Class 34 Article made from recycled metal
- Class 35 Article made from recycled plastic

## **SECTION 9 – 3D Printing**

Attention paid to: FDM prints should be clean without visible print artefacts such as stringing, z-seam, bumps, ringing/ghosting. Clean bridging (no large under hangs), and no under extrusion resulting in gaps in the outer walls or top layers. Resin prints should have clean details that “pop”. Print orientation should reduce the layer stepping effect. Straight surfaces should be flat and edges/corners should be sharp, without warping or peeling. Joined pieces should be seamless without visible gaps or glue residue. Prints may be painted or unpainted (but judging is based on the print quality, not the painting).

- Class 36 3D printed article – FDM/filament (any design)
- Class 37 3D printed article – FDM/filament (must be own design) (\$25 prize kindly donated by Leading Edge Electronics)
- Class 38 3D printed article – SLA/resin (any design)
- Class 39 3D printed article – SLA/resin (must be own design) (\$25 prize kindly donated by Leading Edge Electronics)

## **SECTION 10 – Paper Crafts**

Attention paid to: Creativity, design, technique, and degree of difficulty. Only one single card per entry (no sets).

- Class 40 Scrapbooking page (must be displayed in a clear plastic sleeve)
- Class 41 Card – Christmas (must fit into a C6 envelope)
- Class 42 Card – birthday (must fit into a C6 envelope)
- Class 43 Card – other (must fit into a C6 envelope)
- Class 44 Card – featuring punch or die cut designs (any size)
- Class 45 Card – dimensional / funfold (any size)
- Class 46 Any other article in paper craft not otherwise scheduled

## **SECTION 11 – Senior Citizens (65 years and over)**

- Class 47 Any article in knitting or crochet (refer to tips in section 4)
- Class 48 Any handmade card (any size) (refer to tips in section 10)
- Class 49 Any article in sewing (refer to tips in section 2)
- Class 50 Any article in craftwork not otherwise scheduled (must be a displayable size that can sit on a shelf. Please consider practicality of display).

## **SECTION 12 – Exhibitors with Additional Needs**

- Class 51 Any article in paper craft, including cards (any size) (refer to tips in section 10)
- Class 52 Any article in craftwork (must be a displayable size that can sit on a shelf. Please consider practicality of display).

## SECTION 13 – Photography

Attention paid to: Photographs to be no larger than 6" x 8" (15 x 20cm) and must be printed on photo paper. All photographs must be mounted on A4 black card (but not framed) and be mounted with double sided tape (no glue or Blu-Tack to be used). The black card may be stapled to a display board for exhibition purposes and therefore the card will be damaged. No digital enhancements permitted (editing, filters, A.I. etc).

- Class 53 Night sky
- Class 54 Waterfalls
- Class 55 Seascape
- Class 56 Landscape
- Class 57 Floral
- Class 58 Animal
- Class 59 Macro of any subject
- Class 60 Portrait / Family
- Class 61 Any black & white or sepia
- Class 62 Any subject not otherwise scheduled

## SECTION 14 – Cooking

All cooking must be presented on a disposable white plate of appropriate size. Cooking must be at least 12 hours old. No packet or cake mixes allowed. Attention paid to: Biscuits/slices/scones should be uniform in size and shape. Icing should be smooth. Items cooked all the way through (judges will sample from the centre of the cake).

\*Exhibit tickets will be attached to the plate at time of delivery.

- Class 63 Decorated cake (round or square tin)
- Class 64 Fruit or date loaf
- Class 65 Muffins (4) – any variety
- Class 66 Shortbread (4)
- Class 67 Chocolate chip biscuits (4)
- Class 68 ANZAC biscuits (4)
- Class 69 Slice (4 pieces) – any variety
- Class 70 Scones – plain (4) – no sugar added
- Class 71 Scones – sweet (4) – E.g. sugar added or fruit
- Class 72 Scones – savoury (4) – E.g. cheese
- Class 73 Simplicity chocolate cake (must use recipe below)
- Class 74 Vegetable cake – icing allowed (Cake recipe must be attached to exhibit. Not to be a mixed fruit cake.)
- Class 75 Light fruit cake
- Class 76 Rich fruit cake (\$20 prize kindly donated by Hillcrest Newsagency)

### Class 73 - Simplicity Chocolate Cake Recipe:

Ingredients: 3 tablespoons butter, ½ cup milk, 1 cup self-raising flour, 2 tablespoons cocoa, ½ teaspoon vanilla essence, 1 cup sugar, 2 eggs.

Method: Place all ingredients, except the butter, into a bowl. Pour in melted butter and beat with electric beater on high for 3 minutes. Pour mixture into a prepared round tin and bake at 180°C until a skewer inserted into the centre comes out clean (approximately 50mins). Ice with chocolate glaze icing.

Chocolate Glaze Icing: 1 cup icing sugar, 2 tablespoons cocoa, 1 teaspoon soft butter, 1 tablespoon milk. Sift sugar and cocoa. Add butter and milk. Beat well.

## **SECTION 15 – Preserves**

Attention paid to: Jars should be clean and neatly labelled with the type of product and date when cooked. Jars should be fully sealed, filled to the top with no more than 5mm headspace. Jam should be well set but not stiff and look freshly made. Colour should be bright and flavour should be typical of fruit used, with fruit evenly distributed. Jelly should be clear and hold its shape when turned out. Relish vegetable/fruit pieces should retain shape and colour with consistency neither too thick, nor too thin. Sauce should be smooth in texture with a flowing consistency, not watery or separating out.

- Class 77 Marmalade
- Class 78 Any jam made from berries
- Class 79 Any jam not otherwise scheduled
- Class 80 Any jelly (i.e. strained fruit)
- Class 81 Tomato relish
- Class 82 Any relish not otherwise scheduled
- Class 83 Sauce of any variety (no ready-made sauce to be used E.g. Ezy-sauce)

## **SECTION 16 – Junior Cooking**

Refer to tips in section 14.

- Class 84 Year 7-12 – Biscuits – single, not iced (2)
- Class 85 Year 7-12 – Decorated cupcake (1)
- Class 86 Year 3-6 – Biscuits – single, not iced (2)
- Class 87 Year 3-6 – Decorated cupcake (1)

## **SECTION 17 – Junior Artwork**

Attention paid to: Artwork can be painting or drawing, any medium, no larger than A3 size, can be mounted on coloured card. Craftwork must be a displayable size that can sit on a shelf (please consider practicality of display).

- Class 88 Year 7-12 - Artwork
- Class 89 Year 3-6 - Artwork
- Class 90 Year 2 and under - Artwork
- Class 91 Year 7-12 – Any article of craftwork
- Class 92 Year 3-6 – Any article of craftwork
- Class 93 Year 2 and under – Any article of craftwork

## **SECTION 18 – Junior Photography**

Attention paid to: Photographs to be no larger than 6" x 8" (15 x 20cm) and must be printed on photo paper. All photographs must be mounted on A4 black card (but not framed) and be mounted with double sided tape (no glue or Blu-Tack to be used). The black card may be stapled to a display board for exhibition purposes and therefore the card will be damaged. No digital enhancements permitted (editing, filters, A.I. etc).

- Class 94 Animal
- Class 95 Portrait
- Class 96 Landscape or seascape
- Class 97 Any black & white or sepia
- Class 98 Any subject not otherwise scheduled

(Or enter online at: [agriplex.com.au](http://agriplex.com.au))

**\*You must fill in BOTH sides of this form.**

Full Name: \_\_\_\_\_

Phone Number: \_\_\_\_\_

Email Address: \_\_\_\_\_

Postal Address: \_\_\_\_\_

School: (if applicable) \_\_\_\_\_

[illegible]

**Entry fees:**

- Adult Classes: \$2 per entry
- Senior Citizens: \$1 per entry
- Persons with Additional Needs: \$1 per entry
- Junior Classes: \$1 per entry  
(if Juniors enter Adult Classes, the Adult entry fee applies)

**Payment:**

- Online: Pay via direct deposit to:
  - Account name: BAPS
  - BSB: 037013
  - Account number: 231851
  - Please use your full name as the reference
- Postal: Enclose payment with the entry form

**Send to:**

- Email: [burniecottagecraft@gmail.com](mailto:burniecottagecraft@gmail.com)
- Postal: Burnie Agricultural & Pastoral Society Inc.  
Cottage Crafts & Cooking Secretary  
PO Box 1055, Burnie, TAS 7320

(Or enter online at: [agriplex.com.au](http://agriplex.com.au))

**\*You must fill in BOTH sides of this form.**

Full Name:

Phone Number: \_\_\_\_\_

Email Address: \_\_\_\_\_

Postal Address: \_\_\_\_\_

School: (if applicable) \_\_\_\_\_

[illegible]

**Please select:**

- ☐ I have enclosed the entry fees OR
- ☐ I have paid the entry fees via direct deposit

For cooking exhibits:

- ☐ I will collect my cooking exhibit OR
- ☐ Dispose of my cooking exhibit


I hereby enter the above at my own risk and subject to the Rules and Regulations of the Committee, which I have read.

Signature: \_\_\_\_\_




# Exhibit Tickets


- Please complete one ticket per entry and attach firmly to each exhibit BEFORE delivery. Name will be folded under at the time of delivery to de-identify the exhibit prior to judging. Judges will not write comments for all exhibits.
- Description – Describe the exhibit (especially if entering more than one article) including any information that may be useful for judging. E.g. if self-quilted, self-designed/no pattern used, the recycled material(s) used etc.




<div>Schedule Class Number:</div> <div>Description:</div> <div>Judges' comments:</div>	<div>Schedule Class Number:</div> <div>Description:</div> <div>Judges' comments:</div>
<div>Exhibitor Name:</div>	<div>Exhibitor Name:</div>



<div>Schedule Class Number:</div> <div>Description:</div> <div>Judges' comments:</div>	<div>Schedule Class Number:</div> <div>Description:</div> <div>Judges' comments:</div>
<div>Exhibitor Name:</div>	<div>Exhibitor Name:</div>



<div>Schedule Class Number:</div> <div>Description:</div> <div>Judges' comments:</div>	<div>Schedule Class Number:</div> <div>Description:</div> <div>Judges' comments:</div>
<div>Exhibitor Name:</div>	<div>Exhibitor Name:</div>



<div>Schedule Class Number:</div> <div>Description:</div> <div>Judges' comments:</div>	<div>Schedule Class Number:</div> <div>Description:</div> <div>Judges' comments:</div>
<div>Exhibitor Name:</div>	<div>Exhibitor Name:</div>

